

Application of hybrid van der Pol-Rayleigh oscillators for modeling of a bipedal robot

Armando Carlos de Pina Filho

Universidade Federal do Rio de Janeiro, Urban Engineering Program, Polytechnic School, Technology Center, Rio de Janeiro/RJ – Brazil

Max Suell Dutra

Universidade Federal do Rio de Janeiro, Mechanical Engineering Program, COPPE, Technology Center, Rio de Janeiro/RJ – Brazil

Abstract

A large number of degrees of freedom is involved in human locomotion and well-coordinated movements of these degrees of freedom is essential. The main part of this coordination occurs in the central nervous system, which generates signals according to the desired gait. Nervous networks in the spinal marrow, known as central pattern generators (CPGs), are capable to produce rhythmic movements. A set of nonlinear oscillators can be used in control systems of locomotion as pattern generator, providing approximate trajectories for the legs. The objective of this work is the application of a coupled hybrid van der Pol-Rayleigh oscillators system for modeling of a bipedal robot. We analyzed a 2D model, with the three most important determinants of gait, that performs movements in the sagittal plane. Using oscillators with integer relation of frequency, we determined the response as a function of time and the stable limit cycles of the network formed by three oscillators, showing the behavior of knee and hip angles. From plotted graphics, the system provided excellent results when compared to experimental analysis, and we concluded that the use of coupled hybrid van der Pol-Rayleigh oscillators can represent an excellent method to signal generation, allowing their application for feedback control of a walking machine, presenting optimized functioning in relation to the systems that use only van der Pol or Rayleigh oscillators.

Keywords: CPG, gait, locomotion, oscillator, control.

1 Introduction

The objective of the study of mechanical limbs is not only to construct autonomous robots, but also to help in the rehabilitation of people that suffered some accident. The study of locomotion is inserted in this context, and the same one has been intensively studied since the second half of twenty century. The biped gait is one of the most complex in Nature. It requires not only an adequate physical structure,

but also an extremely accurate control system. Locomotion of humans and animals, performed by rhythmic and synchronized movements, involves a very large number of degrees of freedom, becoming essential a good coordination between them. The main part of this coordination is performed by spinal marrow, which generates signals according to the movement pattern of the desired gait [1]. This process of signal generation can be modeled by a pattern generator, which can be designed as a network of nonlinear oscillators [2–5].

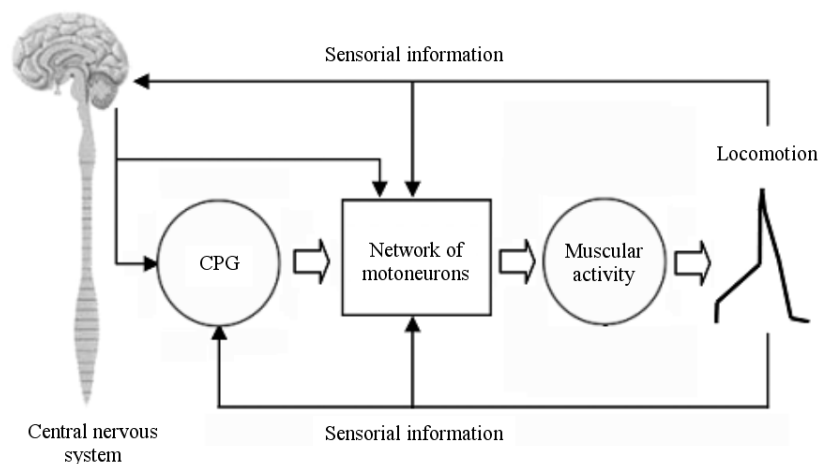


Figure 1: Control system of human locomotion.

Figure 1 presents a diagram of the control system of human locomotion controlled by the central nervous system, in which the CPG supplies a series of pattern curves. This information is passed to the muscles by means of a network of motoneurons, and the muscular activity performing the locomotion. Sensorial information about the environment conditions or some disturbance are supplied as feedback of the system, providing a fast action of the CPG, which to adjust the gait to the new situation [6].

Oscillators can be used in locomotor control systems similar to the patterns generator of the human gait, providing approach trajectories of the legs. Each pattern of movement requires a set of oscillator parameters and couplings. The gait can be modified by changing some parameters. Some kind of supervisory controller could be imagined, which would deliver and calculate the parameters for the pattern generator with a desired motion. The pattern of movement depends upon the parameters of the oscillators as well as the coupling between the oscillators. The generated signals can be used as reference trajectories for feedback control of a walking machine.

2 Description of the mechanical model

A feasible modeling of bipedal locomotion is made by reducing the number of degrees of freedom, since there are more than 200 involved in the human locomotion. According to Saunders et al. [7], the most important determinants of gait are: the compass gait, that is performed with stiff legs like an inverted pendulum; the pelvic rotation about a vertical axis; the pelvic tilt; the knee flexion of the stance leg, which effects combined with pelvic rotation and pelvic tilt achieve minimal vertical displacement of the center of gravity; the plantar flexion of the stance ankle; and the lateral displacement of the pelvis.

In order to further simplify the investigation, a 2D model that performs only movements in the sagittal plane will be considered. This model, presented in Fig. 2, characterizes the three most important determinants of gait: 1 (compass gait), 4 (knee flexion of the stance leg), and 5 (plantar flexion of stance ankle). The model does not take into account the motion of the joints necessary for the lateral displacement of the pelvis, the pelvic rotation, and the pelvic tilt.

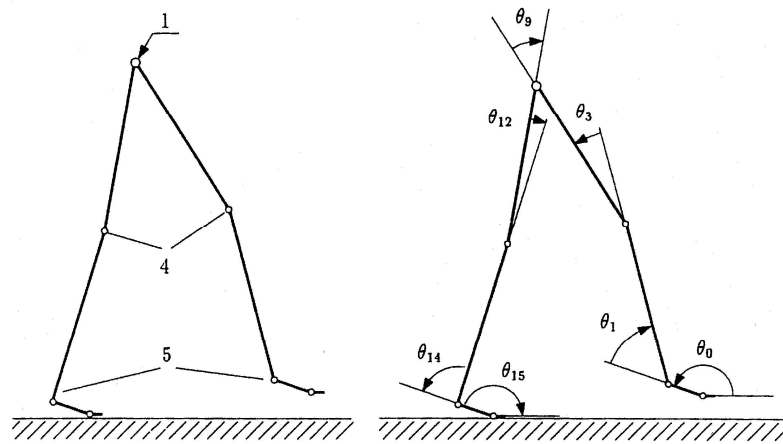


Figure 2: 2D model with the three most important determinants of gait and the relative angles.

The model used rigid-body assumption, where the natural structural movements of the skin and muscles, as well as bone deformities, are disregarded. The walking period can be divided into two intervals: single support phase (SSP), where one of the legs perform the movement of balance while the other is responsible for the support (the extremity of the support leg is assumed to be not sliding); and double support phase (DSP), where the transition of the legs occurs, i.e., the balance leg becomes the support leg and the other leg prepares to initiate the balance movement.

3 Central Pattern Generator (CPG)

The first indications that the spinal marrow could contain the basic nervous system necessary to generate locomotion date to the beginning of 20th century. According to Mackay-Lyons [8], nervous networks in the spinal marrow are capable to produce rhythmic movements, such as swimming, walking, and jumping, even when isolated of the brain and sensorial inputs. These specialized nervous systems are known as *nervous oscillators* or *central pattern generators* (CPGs).

Some significant works about vertebrate locomotion controlled by CPG include Grillner [9], Pearson [10], and Collins and Richmond [11]. Human locomotion is controlled, in a way, by a CPG, which is evidenced in works of Calancie et al. [12], and Dimitrijevic et al. [13].

Nonlinear oscillators system can be used as a central pattern generator. A great number of studies about the application of this principle has been performed, specially the application in hexapodal [14], quadrupedal [11] and bipedal models [15–18]. In this work the CPG is formed by a set of hybrid van der Pol-Rayleigh oscillators, where each oscillator generates angular reference signals for the motion of a single link (knees and hip).

4 Hybrid van der Pol-Rayleigh oscillator

A hybrid oscillator have characteristics of two types of oscillators and whose equation presents a combination of terms of these oscillators. Considering the equations of van der Pol:

$$\ddot{x} - \varepsilon (1 - p(x - x_0)^2) \dot{x} + \Omega^2 (x - x_0) = 0 \quad \varepsilon, p \geq 0 \quad (1)$$

and Rayleigh:

$$\ddot{x} - \delta (1 - q\dot{x}^2) \dot{x} + \Omega^2 (x - x_0) = 0 \quad \delta, q \geq 0 \quad (2)$$

the equation of hybrid oscillator that will be used in the analysis is:

$$\ddot{x} - \varepsilon (1 - p(x - x_0)^2) \dot{x} - \delta (1 - q\dot{x}^2) \dot{x} + \Omega^2 (x - x_0) = 0 \quad \varepsilon, p, \delta, q \geq 0 \quad (3)$$

where ε , p , δ , q and Ω are the parameters of the oscillator. Using $y = \dot{x}$, we have the following autonomous system:

$$\begin{cases} \dot{x} = y \\ \dot{y} = \varepsilon (1 - p(x - x_0)^2) y + \delta (1 - qy^2) y - \Omega^2 (x - x_0) \end{cases} \quad (4)$$

Choosing values for ε , p , δ , q , Ω and x_0 , using a program that integrates ordinary differential equations (ODE), it is possible to plot the graphic representation of x and \dot{x} as functions of time and the trajectory in the phase space.

Setting $\varepsilon = p = \delta = q = \Omega = 1$ and $x_0 = 0$, and using the Matlab, the graphic representation illustrating the hybrid van der Pol-Rayleigh oscillator behavior was generated (Fig. 3 and 4). Figure

3 shows the periodic movement of the oscillator and the limit cycle, while Fig. 4 presents the phase portrait.

An interesting characteristic of the hybrid oscillator is that depending on the relation between the values of ϵ and δ , it assumes a similar behavior to the van der Pol oscillator or Rayleigh oscillator. More details about the characteristics and behavior of each oscillators with limit cycle cited here are described in Hebisch [19].

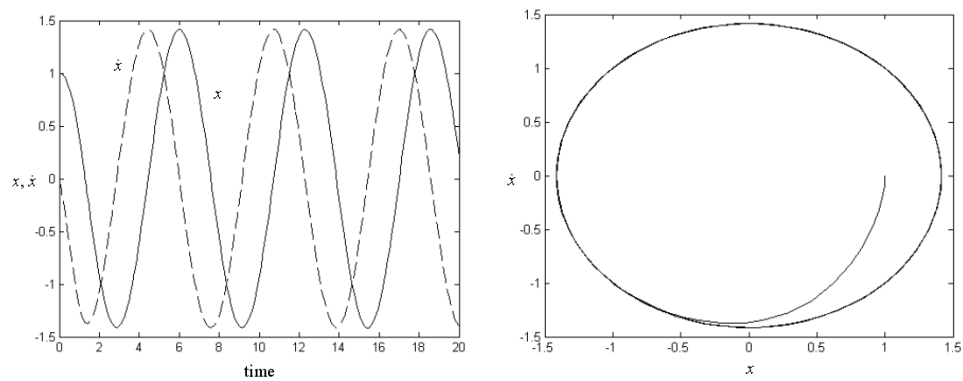


Figure 3: Graphical representation of x and \dot{x} as a function of time, and the limit cycle.

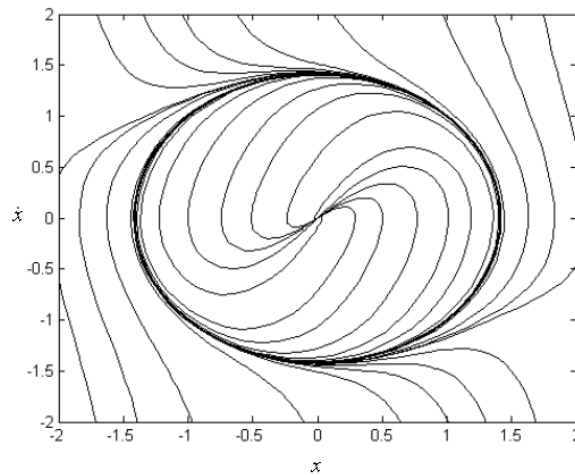


Figure 4: Phase portrait of the hybrid van der Pol-Rayleigh oscillator.

5 Coupled oscillators system

Taking into consideration the model shown in Fig. 2, the hip angle θ_9 and the knee angles θ_3 and θ_{12} will be determined by a nonlinear oscillators system. Experimental studies of human locomotion [20] and Fourier analysis of these data [21] show that the motion of knees and hip angles can be described very precisely by their fundamental harmonic, whether the biped is in DSP or SSP. Figure 5 shows the experimental results where θ_{3m} , θ_{9m} and θ_{12m} represent the curves built by means of experimental studies and θ_{3h} , θ_{9h} and θ_{12h} represent the approximation of these curves using the Fourier analysis. A set of three coupled oscillators was used to generate the angles θ_3 , θ_9 and θ_{12} . These oscillators are mutually coupled by terms that determine the influence of one oscillator on the others (Fig. 5).

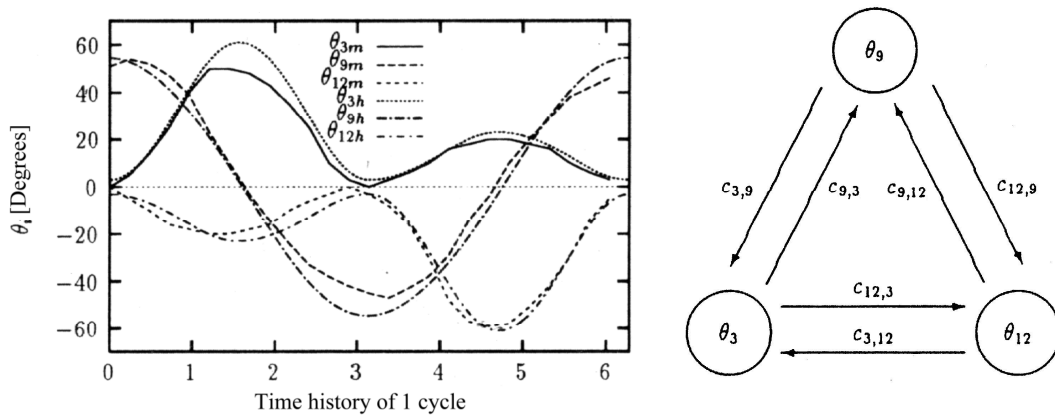


Figure 5: Experimental results and approximation using Fourier analysis, and coupled oscillators system.

5.1 Oscillators with the same frequency

A network of n -coupled hybrid van der Pol-Rayleigh oscillators is considered. From Eq. (3) and adding a coupling term that relates the velocities of the oscillators, we have:

$$\ddot{\theta}_i - \epsilon_i [1 - p_i(\theta_i - \theta_{io})^2] - \delta_i (1 - q_i \dot{\theta}_i^2) \dot{\theta}_i + \Omega_i^2 (\theta_i - \theta_{io}) - \sum_{j=1}^n c_{i,j} (\dot{\theta}_i - \dot{\theta}_j) = 0 \quad i = 1, 2, \dots, n \quad (5)$$

where ϵ_i , p_i , δ_i , q_i , Ω_i and $c_{i,j}$ are the parameters of this system.

For small values of parameters determining the model nonlinearity, we will assume that the response is approximated by low frequency components from full range of harmonic response. Therefore, periodic solutions can be expected, which can be approximated by:

$$\theta_i = \theta_{i0} + A_i \cos(\omega t + \alpha_i) \quad (6)$$

We desired to determine the values of the parameters $q_i, p_i \in \Omega_i$. In this case all oscillators have the same frequency ω . Deriving Eq. (6) and inserting the solutions in Eq. (5), by the method of harmonic balance [22], the following nonlinear equation system is obtained:

$$\begin{cases} A_i (\Omega_i^2 - \omega^2) \cos \alpha_i + A_i \omega \left[\varepsilon_i \left(1 - \frac{A_i^2 p_i}{4} \right) + \delta_i \left(1 - \frac{3\omega^2 A_i^2 q_i}{4} \right) \right] \sin \alpha_i + \omega \sum_{j=1}^n c_{i,j} (A_i \sin \alpha_i - A_j \sin \alpha_j) = 0 \\ A_i (\omega^2 - \Omega_i^2) \sin \alpha_i + A_i \omega \left[\varepsilon_i \left(1 - \frac{A_i^2 p_i}{4} \right) + \delta_i \left(1 - \frac{3\omega^2 A_i^2 q_i}{4} \right) \right] \cos \alpha_i + \omega \sum_{j=1}^n c_{i,j} (A_i \cos \alpha_i - A_j \cos \alpha_j) = 0 \end{cases} \quad (7)$$

Moreover, it is possible to verify the following relation proposal by Hebisch [19]:

$$q_i = \frac{\varepsilon_i p_i}{\delta_i \omega^2} \quad (8)$$

Then, substituting the value of q_i in Eq. (7) and solving, the parameters p_i and Ω_i are:

$$p_i = \frac{1}{A_i^2} + \frac{\delta_i}{A_i^2 \varepsilon_i} + \frac{1}{A_i^3 \varepsilon_i} \sum_{j=1}^n c_{i,j} [A_i - A_j \cos(\alpha_i - \alpha_j)] \quad i = 1, 2, \dots, n \quad (9)$$

$$\Omega_i = \sqrt{\omega^2 - \frac{\omega}{A_i} \sum_{j=1}^n A_j c_{i,j} \sin(\alpha_i - \alpha_j)} \quad i = 1, 2, \dots, n \quad (10)$$

Given the amplitude A_i and A_j , phase α_i and α_j , the frequency ω and the chosen values of ε_i , δ_i and $c_{i,j}$, the value of the parameters q_i , p_i and Ω_i can be calculated.

5.2 Oscillators with integer relation of frequency

Nonlinear oscillators with frequency ω can be synchronized with other oscillators with frequency $n\omega$, where n is an integer. In analyzing human gait, we can observe that some degrees of freedom have twice the frequency of the others ($n = 2$), that can be seen in Fig. 5.

Therefore, a network of coupled hybrid van der Pol-Rayleigh oscillators can be described as:

$$\ddot{\theta}_h - \varepsilon_h [1 - p_h (\theta_h - \theta_{h0})^2] \dot{\theta}_h - \delta_h (1 - q_h \dot{\theta}_h^2) \dot{\theta}_h + \Omega_h^2 (\theta_h - \theta_{h0}) - \sum_{i=1}^m c_{h,i} [\dot{\theta}_i (\theta_i - \theta_{i0})] - \sum_{k=1}^n c_{h,k} (\dot{\theta}_h - \dot{\theta}_k) = 0 \quad (11)$$

where $c_{h,i} [\dot{\theta}_i (\theta_i - \theta_{io})]$ is responsible for the coupling between two oscillators with different frequencies, while $c_{h,k} (\dot{\theta}_h - \dot{\theta}_k)$ effects the coupling between two oscillators with the same frequencies.

Using a similar assumption as applied in Section 5.1. we have:

$$\theta_h = \theta_{ho} + A_h \cos(2\omega t + \alpha_h) \quad (12)$$

$$\theta_i = \theta_{io} + A_i \cos(\omega t + \alpha_i) \quad (13)$$

$$\theta_k = \theta_{ko} + A_k \cos(2\omega t + \alpha_k) \quad (14)$$

Deriving Eq. (12)-(14) and inserting the solutions in Eq. (11), a nonlinear equation system is obtained, and solving this system, the parameters p_h and Ω_h are:

$$p_h = \frac{1}{A_h^2} + \frac{\delta_h}{A_h^2 \varepsilon_h} + \frac{1}{4A_h^3 \varepsilon_h} \sum_{i=1}^m A_i^2 c_{h,i} \cos(\alpha_h - 2\alpha_i) + \frac{1}{A_h^3 \varepsilon_h} \sum_{k=1}^n c_{h,k} [A_h - A_k \cos(\alpha_h - \alpha_k)] \quad (15)$$

$$\Omega_h = \sqrt{4\omega^2 + \frac{\omega}{2A_h} \sum_{i=1}^m A_i^2 c_{h,i} \sin(\alpha_h - 2\alpha_i) - \frac{2\omega}{A_h} \sum_{k=1}^n A_k c_{h,k} \sin(\alpha_h - \alpha_k)} \quad (16)$$

Given the amplitude A_h , A_i and A_k , phase α_h , α_i and α_k , the frequency ω and the chosen values of ε_h , δ_h , $c_{h,i}$ and $c_{h,k}$, the value of these parameters q_h , p_h and Ω_h can be calculated.

6 Analysis of the system and results

Considering the oscillators system presented in Fig. 5, from Eq. (11) the system can be described as:

$$\ddot{\theta}_3 - \varepsilon_3 [1 - p_3 (\theta_3 - \theta_{3o})^2] \dot{\theta}_3 - \delta_3 (1 - q_3 \dot{\theta}_3^2) \dot{\theta}_3 + \Omega_3^2 (\theta_3 - \theta_{3o}) - c_{3,9} [\dot{\theta}_9 (\theta_9 - \theta_{9o})] - c_{3,12} (\dot{\theta}_3 - \dot{\theta}_{12}) = 0 \quad (17)$$

$$\ddot{\theta}_9 - \varepsilon_9 [1 - p_9 (\theta_9 - \theta_{9o})^2] \dot{\theta}_9 - \delta_9 (1 - q_9 \dot{\theta}_9^2) \dot{\theta}_9 + \Omega_9^2 (\theta_9 - \theta_{9o}) - c_{9,3} [\dot{\theta}_3 (\theta_3 - \theta_{3o})] - c_{9,12} [\dot{\theta}_{12} (\theta_{12} - \theta_{12o})] = 0 \quad (18)$$

$$\ddot{\theta}_{12} - \varepsilon_{12} [1 - p_{12} (\theta_{12} - \theta_{12o})^2] \dot{\theta}_{12} - \delta_{12} (1 - q_{12} \dot{\theta}_{12}^2) \dot{\theta}_{12} + \Omega_{12}^2 (\theta_{12} - \theta_{12o}) - c_{12,9} [\dot{\theta}_9 (\theta_9 - \theta_{9o})] - c_{12,3} (\dot{\theta}_{12} - \dot{\theta}_3) = 0 \quad (19)$$

The synchronized harmonic functions, corresponding to the desired movements, can be written as:

$$\theta_3 = \theta_{3o} + A_3 \cos(2\omega t + \alpha_3) \quad (20)$$

$$\theta_9 = A_9 \cos(\omega t + \alpha_9) \quad (21)$$

$$\theta_{12} = \theta_{12o} + A_{12} \cos(2\omega t + \alpha_{12}) \quad (22)$$

Considering $\alpha_3 = \alpha_9 = \alpha_{12} = 0$ and deriving Eq. (20)-(22), inserting the solution in Eq. (17)-(19), the necessary parameters of the oscillators (q_i , p_i and Ω_i , $i \in \{3, 9, 12\}$) can be determined. Then:

$$p_3 = \frac{4c_{3,12}(A_3 - A_{12}) + 4A_3(\varepsilon_3 + \delta_3) + A_9^2 c_{3,9}}{4A_3^3 \varepsilon_3} \quad (23)$$

$$\Omega_3 = 2\omega \quad (24)$$

$$q_3 = \frac{\varepsilon_3 p_3}{4\delta_3 \omega^2} \quad (25)$$

$$p_9 = \frac{1}{A_9^2} + \frac{\delta_9}{A_9^2 \varepsilon_9} \quad (26)$$

$$\Omega_9 = \omega \quad (27)$$

$$q_9 = \frac{\varepsilon_9 p_9}{\delta_9 \omega^2} \quad (28)$$

$$p_{12} = \frac{4c_{12,3}(A_{12} - A_3) + 4A_{12}(\varepsilon_{12} + \delta_{12}) + A_9^2 c_{12,9}}{4A_{12}^3 \varepsilon_{12}} \quad (29)$$

$$\Omega_{12} = 2\omega \quad (30)$$

$$q_{12} = \frac{\varepsilon_{12} p_{12}}{4\delta_{12} \omega^2} \quad (31)$$

From Eq. (17)-(19) and Eq. (23)-(31), and using the Matlab, the graphs shown in Fig. 6 and 7 were generated; they present, respectively, the behavior of the angles as a function of time and the stable limit cycles of the oscillators.

These results were obtained using the parameters shown in Tab. 1, as well as the initial values provided by Tab. 2. All values were experimentally determined.

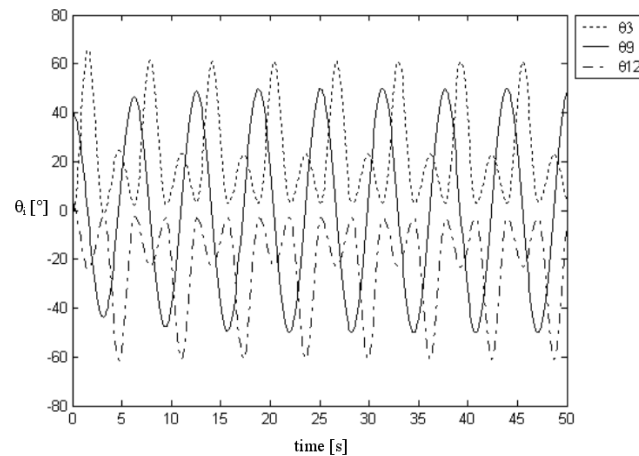


Figure 6: Behavior of θ_3 , θ_9 and θ_{12} as a function of time.

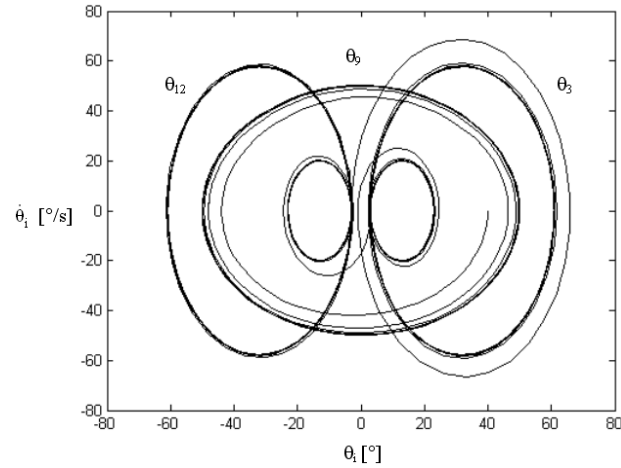


Figure 7: Trajectories in the phase space (stable limit cycles).

Table 1: Parameters of hybrid van der Pol-Rayleigh oscillators.

$c_{3,9}$	$c_{9,3}$	$c_{3,12}$	$c_{12,3}$	$c_{9,12}$	$c_{12,9}$	ϵ_3	ϵ_9	ϵ_{12}	δ_3	δ_9	δ_{12}
0.001	0.001	0.1	0.1	0.001	0.001	0.01	0.1	0.01	0.01	0.1	0.01

Table 2: Experimental initial values.

Cycle	A_3	A_9	A_{12}	θ_{3o}	θ_{9o}	θ_{12o}
$0 < \omega t \leq \pi$	-29	50	10	32	0	-13
$\pi < \omega t \leq 2\pi$	-10	50	29	13	0	-32

In Fig. 7 the great merit of this oscillator can be observed, i.e., if an impact occurs and the angle of one joint is not the correct or desired, it returns after a small number of periods to the desired trajectory. Considering, for example, a frequency equal to 1 s^{-1} and null initial velocities, with arbitrary initial values: $\theta_3 = -3^\circ$, $\theta_9 = 40^\circ$ and $\theta_{12} = 3^\circ$, after some cycles we have: $\theta_3 = 3^\circ$, $\theta_9 = 50^\circ$ and $\theta_{12} = -3^\circ$.

Comparing the results supplied for the coupling system using hybrid van der Pol-Rayleigh oscillators with the experimental results presented in recent work about human gait [23], it is verified that the coupling system supplies similar results, which confirms the possibility of using coupled hybrid van der Pol-Rayleigh oscillators in the modeling of the CPG. Figures 8 and 9 present the results comparison.

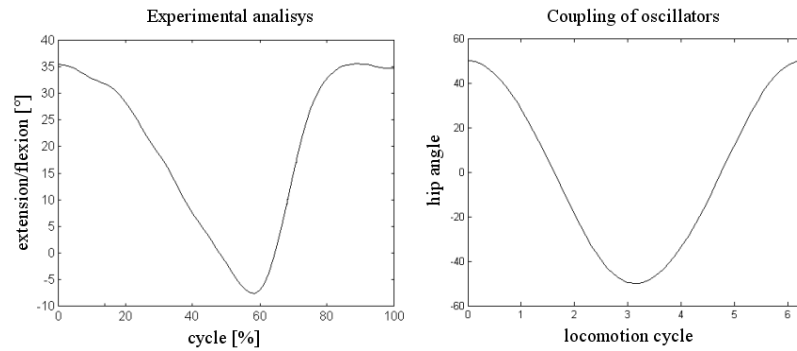


Figure 8: Behavior of the hip angle in the course of one locomotion cycle.

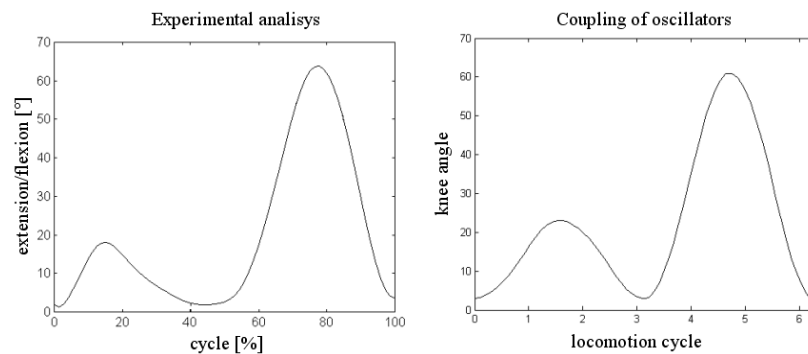


Figure 9: Behavior of the knee angle in the course of one locomotion cycle.

An interesting characteristic of the hybrid oscillators, verified in the course of the tests, is the fact of it to recover the periodicity of the movement faster than the van der Pol oscillators, using similar parameters. Therefore, if a small disturbance occurs and the angle of a joint is not the correct or desired, it is return more quickly to the desired trajectory. This difference in the recovery time is most significant in relation to the hip angle, but for the angles of the knees a small advantage for the hybrid oscillator still exists. The same advantage also exists in relation to Rayleigh oscillators, since the behavior of these is similar to van der Pol oscillators.

Finally, applying the system to the bipedal robot, we obtained the response shows in Fig. 10, which represents the gait with a step length of 0.63 m. The model have identical legs with 0.37 m for femur and tibia, and 0.11 for feet. Other step lengths and gaits can be simulated by changing some system parameters.

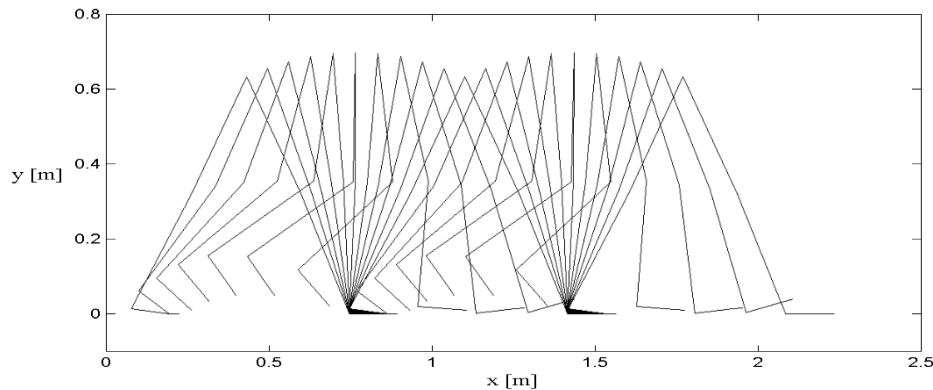


Figure 10: Stick diagram showing the gait with a step length of 0.63 m.

7 Conclusion

The results presented in this work and their analysis and discussion lead us to the following conclusions about the modeling of a bipedal robot using hybrid van der Pol-Rayleigh oscillators: (1) The use of these oscillators can represent an excellent way to signal generation, allowing their application for feedback control of a walking machine by synchronization and coordination of the lower extremities, presenting optimized functioning in relation to the systems that use only van der Pol or Rayleigh oscillators. (2) The model is able to characterize three of the six most important determinants of human gait. (3) By changing a few parameters in the oscillators, modification of the step length and gait frequency can be obtained. The gait frequency can be modified by means of Eq. (20)-(22) by choosing a new value for ω . The step length can be modified by changing the angles θ_9 and θ_{12} , with the parameters q_i , p_i e Ω_i , $i \in \{3, 9, 12\}$, being responsible for the gait transitions.

Acknowledgements

The author Armando Carlos de Pina Filho would like to express your gratitude to FAPERJ (Fundação Carlos Chagas Filho de Amparo à Pesquisa do Estado do Rio de Janeiro), Brazilian governmental entity promoter of the scientific and technological development, for the financial support for purchase of the equipment used in the course of this present research.

References

- [1] Grillner, S., Control of locomotion in bipeds, tetrapods and fish. *Handbook of physiology*, American Physiological Society: College Park, MD, pp. 1179–1236, 1981.
- [2] Pavlidis, T., *Biological Oscillators*. Academic Press, Inc.: New York, 1973.

- [3] Johnsson, A., Zur biophysik biologischer oszillatoren. *Biophysik*, Springer Verlag, 1978.
- [4] Dutra, M.S., Modeling of a bipedal locomotor using nonlinear oscillators. *International Journal of Intelligent Mechatronics Design and Production*, **2(2)**, 1997.
- [5] Pina Filho, A.C.d., *Study of Mutually Coupled Nonlinear Oscillators Applied in the Locomotion of a Bipedal Robot*, D.Sc. Thesis. Universidade Federal do Rio de Janeiro, COPPE/PEM: Brazil, 2005.
- [6] Ivanenko, Y.P., Grasso, R., Zago, M., Molinari, M., Scivoletto, G., Castellano, V., Macellari, V. & Lacquaniti, F., Temporal components of the motor patterns expressed by the human spinal cord reflect foot kinematics. *Journal of Neurophysiology*, **90**, pp. 3555–3565, 2003.
- [7] Saunders, J.B., Inman, V. & Eberhart, H.D., The major determinants in normal and pathological gait. *J Bone Jt Surgery*, **35A**, 1953.
- [8] Mackay-Lyons, M., Central pattern generation of locomotion: A review of the evidence. *Physical Therapy*, **82(1)**, 2002.
- [9] Grillner, S., Neurobiological bases of rhythmic motor acts in vertebrates. *Science*, **228**, pp. 143–149, 1985.
- [10] Pearson, K.G., Common principles of motor control in vertebrates and invertebrates. *Annu Rev Neurosci*, **16**, pp. 265–297, 1993.
- [11] Collins, J.J. & Richmond, S.A., Hard-wired central pattern generators for quadrupedal locomotion. *Biological Cybernetics*, **71**, pp. 375–385, 1994.
- [12] Calancie, B., Needham-Shropshire, B., Jacobs, P., Willer, K., Zych, G. & Green, B.A., Involuntary stepping after chronic spinal cord injury. evidence for a central rhythm generator for locomotion in man. *Brain*, **117(Pt 5)**, pp. 1143–1159, 1994.
- [13] Dimitrijevic, M.R., Gerasimenko, Y. & Pinter, M.M., Evidence for a spinal central pattern generator in humans. *Annals of the New York Academy of Sciences*, **860**, pp. 360–376, 1998.
- [14] Collins, J.J. & Stewart, I., Hexapodal gaits and coupled nonlinear oscillators models. *Biological Cybernetics*, **68**, pp. 287–298, 1993.
- [15] Bay, J.S. & Hemami, H., Modelling of a neural pattern generator with coupled nonlinear oscillators. *IEEE Trans Biomed Eng*, **34**, pp. 297–306, 1987.
- [16] Zielinska, T., Coupled oscillators utilised as gait rhythm generators of a two-legged walking machine. *Biological Cybernetics*, **74**, pp. 263–273, 1996.
- [17] Dutra, M.S., Pina Filho, A.C.d. & Romano, V.F., Modeling of a bipedal locomotor using coupled nonlinear oscillators of Van der Pol. *Biological Cybernetics*, **88(4)**, pp. 286–292, 2003.
- [18] Pina Filho, A.C.d., Dutra, M.S. & Raptopoulos, L.S.C., Modeling of a bipedal robot using mutually coupled Rayleigh oscillators. *Biological Cybernetics*, **92(1)**, pp. 1–7, 2005.
- [19] Hebisch, H., Vergleich verschiedener nichtlinearer schwinger als bausteine für einen bewegungsmustergenerator, diplomarbeit fachgebiet mechanik. *Universität-GH Duisburg, Germany*, 1992.
- [20] Braune, W. & Fischer, O., *The Human Gait*. Springer Verlag: Berlin, 1987.
- [21] Dutra, M.S., *Bewegungskoordination und Steuerung einer zweibeinigen Gehmaschine*. Shaker Verlag: Aachen, Germany, 1995.
- [22] Nayfeh, A.H. & Mook, D.T., *Nonlinear oscillations*. John Wiley & Sons, Inc., pp. 59–61, 1979.
- [23] Raptopoulos, L.S.C., *Estudo e Desenvolvimento de Equipamento de Baixo Custo para Análise da Marcha de Amputados*, D.Sc. Thesis. Universidade Federal do Rio de Janeiro, COPPE/PEM: Brazil, 2003.